



Flood light - 22W/52W

Model Number: LED-1571-L1

Features:

- ▶ Solid construction die-cast aluminum body
- ▶ UV stabilized powder coated finish
- ▶ UL and CUL listed for wet locations
- ▶ Various mounting options
- ▶ Compatible with 1-10V dimming
- ▶ Optional photo control
- ▶ Finish Bronze / Silver / Black / Others

**LED-1571-L1-U
(U-Bracket mount)****LED-1571-L1-SFB
(Slip-fitter mount)**5522
lm*106
lm/W*75+
Ra**Specification**

* The values for 52W version

LED-1571-L1**Optical Information**

Color Temperature	3000K, 4000K, 5000K	
Lumen Output (lm)	1825	5522
Beam Angle	120°	
CRI	75+	
Lumen Maintenance (L70)	50,000h	

Environmental Factor

Starting Temperature	-40°C
Operating Temperature	-40°C ~ +50°C
Protection Level	IP65
Warranty	3 years

Mechanical Information

Dimensions (W x L x H)	180mm x 255mm x 69mm
Weight	2.2kg
Mounting	Surface Mount

Electrical Information

Input Voltage	120-277V	
Power Consumption	22W	52W
LED Source	CREE	



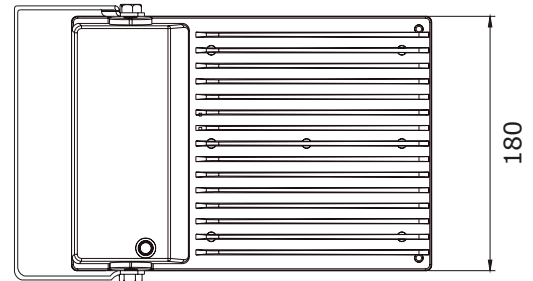
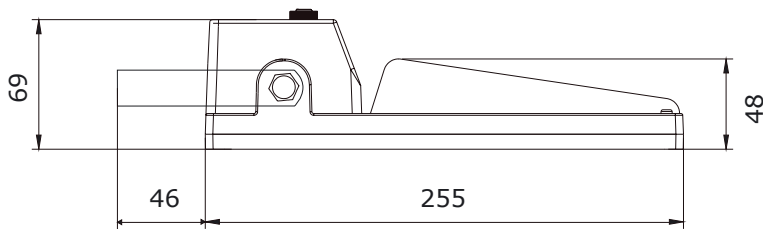
Flood light - 22W/52W

Model Number: LED-1571-L1

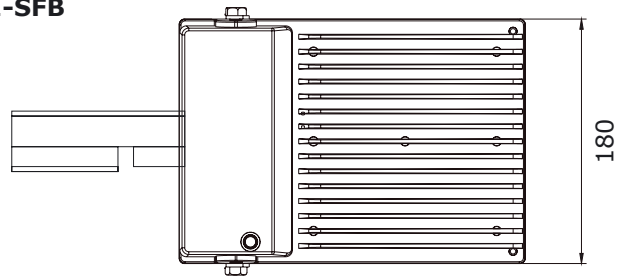
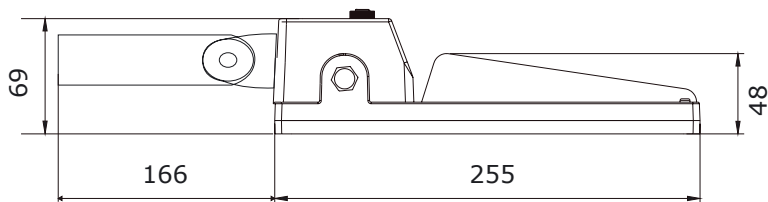
Dimensions

in mm

LED-1571-L1-U

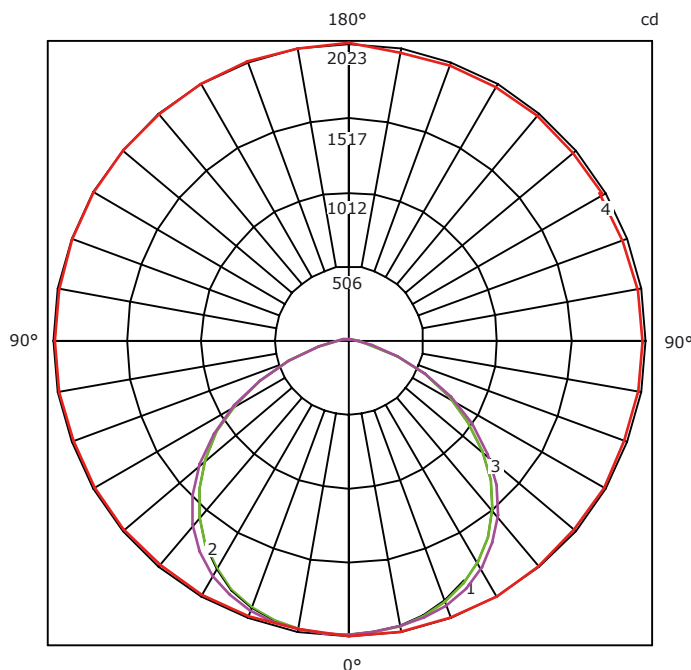


LED-1571-L1-SFB



Photometrics

Peak Intensity: 289 cd Located at Horizontal Angle = 150 Vertical Angle = 5



— 0° - 180°
 — Horizontal Cone Through Vertical Angle

Also available:
 - LED-1571-L1-SFS (Knuckle mount)
 - LED-1571-L1-PM (Post mount)

